

HDMI Extender Over Ethernet TS-MCHDMI-ETH

Overview

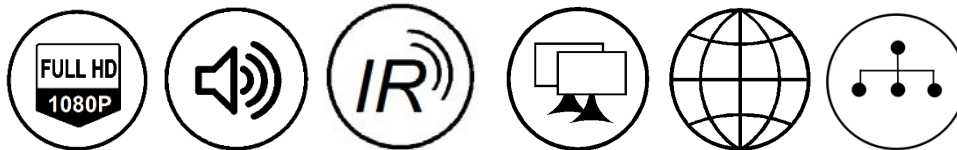
HDMI extender over ethernet is used to extend the transmission of HDMI audio and video signals, are usually used in the HDMI cable limit length cannot meet the transmission distance. This product transmits HDMI audio and video signal up to 200M user through the CAT5e/6 cable, equipment supports TCP/IP network protocol, can realize one transmitter to multiple receiver transmission through ethernet switches, remote transmission while supporting local HDMI output, support infrared return transmission, independent audio transmission, remote control of signal source (host-KVM, TV box-IR infrared), to ensure the stability of the signal while reducing the cost for the user. The EDID built-in audio of HDMI extender over ethernet greatly improves the compatibility of the device. The equipment has a long transmission distance, low use cost, convenient installation, good compatibility, and is a stable and efficient transmission mode.

Widely used in information release system, security monitoring, video conferencing system, HD teaching system, LCD splicing Large screen, LED splicing screen, engineering projection fusion and other projects.

Product Type Selection



- 1.1 HDMI video with local loop out + 1 forward 3.5 audio + 1 reverse IR signal
- 2.1 HDMI video with local loop out + KVM + 1 forward 3.5 audio + 1 reverse IR signal



support 1080P ; independent audio transmission ; support infrared return ; local loop out ; TCP/IP protocol ; point to multi-communication

Features

- 1.HDMI video support maximum resolution 1920*1080P@60Hz downward compatibility
- 2.Integrated HDCP decrypt engine to receive protected audio and video content
- 3.EDID transparent transmission mode, automatically matching the signal source and display equipment
- 4.Transmitter supports the local loop out monitoring function
- 5.Support 24bit-embedded digital audio
- 6.Support independent analog of 3.5mm audio
- 7.Support audio embedding/unembedding function
- 8.Support KVM function (keyboard and mouse)
- 9.Support reverse IR infrared function
- 10.Support point to point, point to many, many to many transmission through ethernet switches (up to 255 points)

11. The transmission distance up to 200 meters through CAT5e/6 cable
12. Built-in ESD electrostatic protection circuit, simple to install, plug and play
13. The equipment has a differentiated transmitter (signal source), a receiver (display end)

Technical Indexes

Video index	
Video version	HDMI 1.3 (full-digital)
HDCP protocol	1.2
Maximum pixel clock	148.5MHZ
Resolution	720 (1440) x 480i @ 59.94/60Hz 720 (1440) x 576i @ 50Hz 720 x 480p @ 59.94/60Hz 720 x 576p @ 50Hz 1280 x 720p @ 59.94/60Hz 1280 x 720p @ 50Hz 1920 x 1080i @ 59.94/60Hz 1920 x 1080i @ 50Hz 1920 x 1080p @ 23.98/24Hz 1920 x 1080p @ 59.94/60Hz 1920 x 1080p @ 50Hz
Effective cable length	Less than 10m
Physical interface	The HDMI-A interface
KVM(USB) index	
Version	1.1
Tx physical interface	USB female type A
Rx physical interface	USB female type A
Audio index	
Sampling frequency	32k、44.1k、48k、64k、88.2k、96k、176.4k、192kHz
Sampling depth	24bit
Dynamic bandwidth	96db
Total harmonic distortion(THD)	-88db
Signal to noise ratio (SNR)	96db
Audio input / output impedance	600Ω
Signal level	VPP 3.3V
Physical interface	3.5mm stereo audio socket
Signal type	Analog stereo channel
IR index	
Infrared interface	Standard 3.5mm interface
Infrared frequency	Standard with 20-60KHz
Signal type	Digit signal
Infrared transmission direction	Reverse transmission

Other indexes	
Operating temperature	-20°C ~70°C
Storage temperature	-40°C ~85°C
Product size	104*104*28mm
Product net weight (Pair)	0.35/kg
Product weight (including outer packaging)	0.6/kg
Product outer packaging dimensions	275*220*55mm
Power supply	5V 1A
Power dissipation	≤2.5W

Transmitter panel printed / indicator description



Panel printed description

HDMI IN	HDMI signal input
LOOP	HDMI signal loop out
AUDIO IN	3.5mm audio input
IR OUT	Infrared receiver
DC 5V	5V power supply interface
PC	Host USB
CAT5e/6	Super CAT5e/6 cable

- Power amplifier audio signal cannot be directly given to the transmitter, which will lead to the burning machine;
- The transmitter is connected to independent 3.5 audio and the receiver is connected to independent 3.5 audio, embedded audio is off and audio embedding mode;

Indicator

RUN	Blinking: the main board works normally Off: the main board failure
POWER	On: the device is powered on Off: the device is powered off
VIDEO	Light on: video signal Light off: no video signal

Receiver panel printed / indicator description



Panel printed description

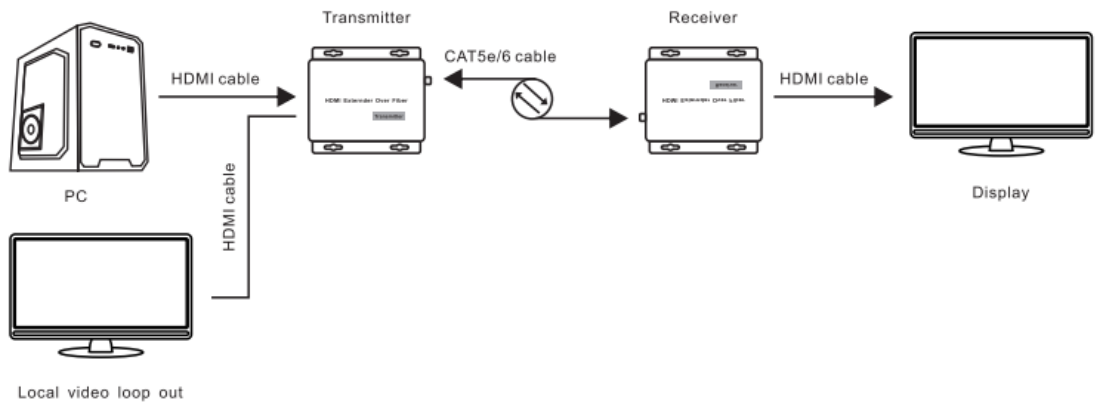
HDMI OUT	HDMI signal output
AUDIO OUT	3.5mm audio output
IR IN	Infrared transmitter
DC 5V	5V power supply interface
KEYBOARD	Keyboard input
MOUSE	Mouse input
CAT5e/6	Super CAT5e/6 cable

- Power amplifier audio signal cannot be directly given to the transmitter, which will lead to the burning machine;
- The transmitter is not connected to independent 3.5 audio and the receiver is connected to independent audio, embedded audio is on and audio unembedding mode;

Indicator

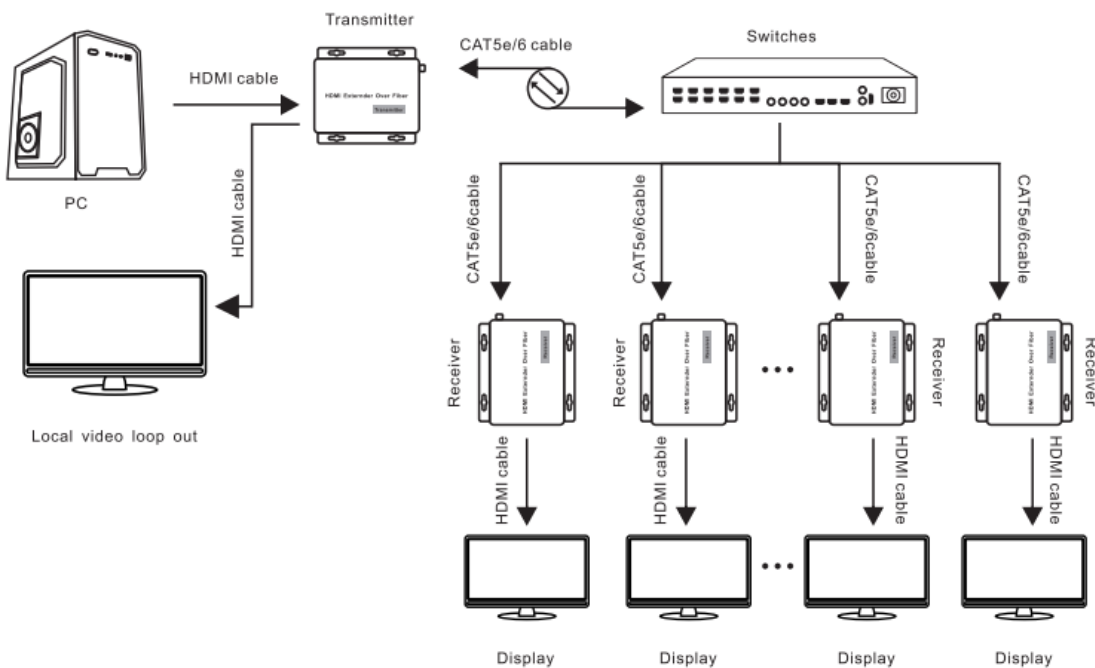
RUN	Blinking: the main board works normally Off: the main board failure
POWER	On: the device is powered on Off: the device is powered off
VIDEO	Light on: video signal Light off: no video signal

Connection Diagram



Case 1: one to one

Case 2: one to many



Attention

Lightning protection, static electricity and grounding:

It is recommended that when install the device, consideration should be given to the impact of grounding by lightning, and take prevention measures. Strong static electricity will damage the device and data chip in the equipment.

Equipment and installation procedures:

- (1) Power amplifier audio signal cannot be directly given to the transmitter, which will lead to the burning machine.
- (3) Equipment installation: The equipment can be distinguished between transmitter and receiver, and it is stated clearly on the label and printed on the chassis of the equipment.